

SAUNA BARRELS



SAUNA BARREL

1,7 m



Product details

 **People:** 2-4

 **Length:** 1,7 m

 **Diameter:** Ø 1,97 m


 **Timber:** Pine or Thermo-wood


 **Wall thickness:** 46 mm



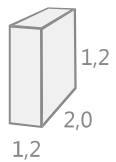
 **Heater:** Electric

 **Roof:** Bitumen or wooden shingles

 **Door size:** Multi-layer glued pinewood, 700 x 1600 mm

 **Window in the door:** Tempered double glazed, 295 x 580 mm

600 kg Assembled product



2,1 x 1,8 x 2,2

Standard Set















- Wooden barrel
- Stainless steel tightening bands
- Roof covered with the shingles
- Wooden front door with tempered double glazed window, wooden handle and the lock
- Heat-resistant plates for the heater
- 2 benches made from Aspen or Black Alder

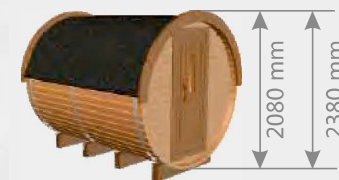
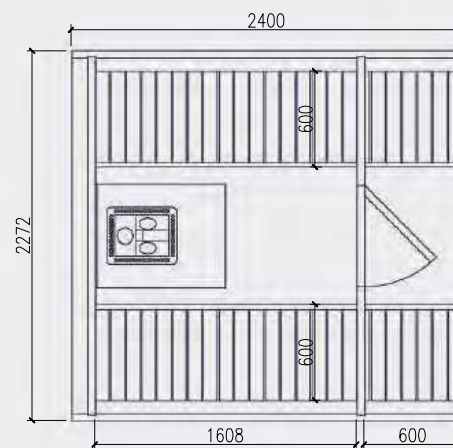


SAUNA BARREL

2,4 m

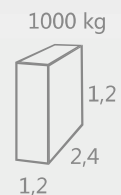
Product details

-  **People:** 4-6
-  **Length:** 2,4 m
-  **Diameter:** Ø 1,97 m or Ø 2,27 m
-  **Timber:** Pine or Thermo-wood
-  **Wall thickness:** 46 mm
-  **Heater:** Electric or wood-burning
-  **Terrace:** 0,6 m
-  **Roof:** Bitumen or wooden shingles
-  **Door size:** Multi-layer glued pinewood; 700 x 1600 mm (Ø 1,97 m), 700 x 1800 mm (Ø 2,27 m)
-  **Window in the door:** Tempered double glazed, 295 x 580 mm
-  **Windows (2 units):** Tempered double glazed, 295 x 580 mm
-  **Chimney KIT:** Galvanized steel, stainless steel or CE stainless steel
-  **Toned tempered panoramic window available:** Half-back or entire back of the barrel
-  **Toned tempered glass door available:** 620 x 1550 mm (Ø 1,97 m), 620 x 1750 mm (Ø 2,27 m)



Standard Set

- Wooden barrel
- Stainless steel tightening bands
- Terrace of 0,6 m (possible without terrace)
- Roof covered with the shingles
- Wooden front door with tempered double glazed window, wooden handle and the lock
- 2 Tempered double glazed windows in the front or in the back side of the barrel
- Heat-resistant plates for the heater
- 2 side benches made from Aspen or Black Alder



SAUNA BARREL

3,0 m



Product details



People: 4-6



Length: 3,0 m



Diameter: Ø 1,97 m or Ø 2,27 m



Timber: Pine or Thermo-wood



Wall thickness: 46 mm



Heater: Electric or wood-burning



Terrace: 0,6 m



Roof: Bitumen or wooden shingles



Door size: Multi-layer glued pinewood, 700 x 1600 mm (Ø 1,97 m), 700 x 1800 mm (Ø 2,27 m)



Window in the door: Tempered double glazed, 295 x 580 mm



Windows (2 units): Tempered double glazed, 295 x 580 mm



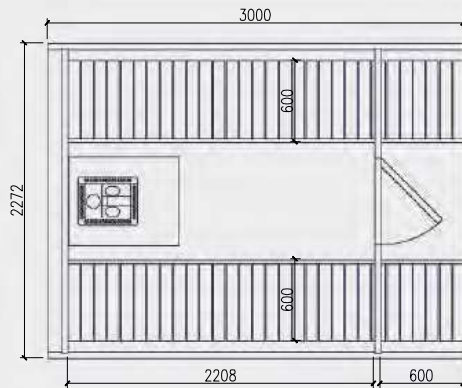
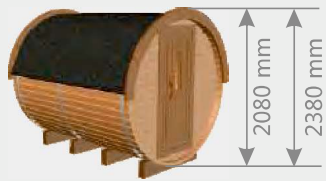
Chimney KIT: Galvanized steel, stainless steel or CE stainless steel



Toned tempered panoramic window available: Half-back or entire back of the barrel



Toned tempered glass door available: 620 x 1550 mm (Ø 1,97 m), 620 x 1750 mm (Ø 2,27 m)



Standard Set

- Wooden barrel
- Stainless steel tightening bands
- Terrace of 0,6 m (possible without terrace)
- Roof covered with the shingles
- Wooden front door with tempered double glazed window, wooden handle and the lock
- 2 Tempered double glazed windows in the front or in the back side of the barrel
- Heat-resistant plates for the heater
- 2 side benches made from Aspen or Black Alder











Assembled product










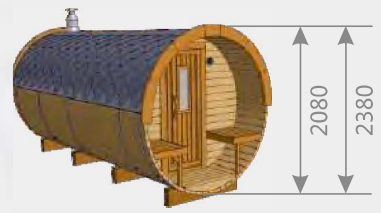
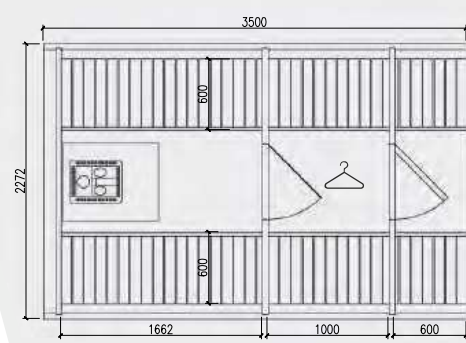
SAUNA BARREL

3,5 m

Product details

-  **People:** 6-8
-  **Length:** 3,5 m
-  **Diameter:** Ø 1,97 m or Ø 2,27 m
-  **Timber:** Pine or Thermo-wood
-  **Wall thickness:** 46 mm
-  **Heater:** Electric or wood-burning
-  **Terrace:** 0,6 m
-  **Changing room:** 1,0 m

-  **Roof:** Bitumen or wooden shingles
-  **Door size:** Multi-layer glued pine-wood, 700 x 1600 mm (Ø 1,97 m), 700 x 1800 mm (Ø 2,27 m)
-  **Window in the door:** Tempered double glazed, 295 x 580 mm
-  **Windows (2 units):** Tempered double glazed, 295 x 580 mm
-  **Chimney KIT:** Galvanized steel, stainless steel or CE stainless steel
-  **Toned tempered panoramic window available:** Half-back or entire back of the barrel
-  **Toned tempered glass door available:** 620 x 1550 mm (Ø 1,97 m), 620 x 1750 mm (Ø 2,27 m)



Standard Set

- Wooden barrel
- Stainless steel tightening bands
- Terrace of 0,6 m (possible without terrace)
- Roof covered with the shingles
- Wooden front door with tempered double glazed window, wooden handle and the lock
- 2 Tempered double glazed windows in the front or in the back side of the barrel
- Changing room of 1,0 m with a toned tempered glass door (possible without ch. room)
- Heat-resistant plates for the heater
- 2 side benches made from Aspen or Black Alder



1600 kg Assembled product


















2,4 x 3,6 x 2,4

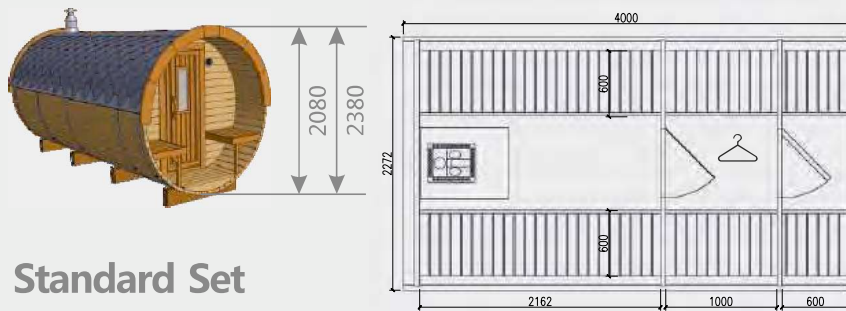
SAUNA BARREL

4,0 m



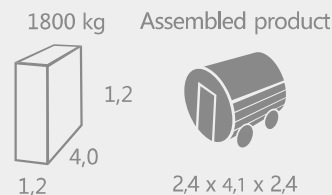
Product details

-  **People:** 6-8
-  **Length:** 4,0 m
-  **Diameter:** Ø 1,97 m or Ø 2,27 m
-  **Timber:** Pine or Thermo-wood
-  **Wall thickness:** 46 mm
-  **Heater:** Electric or wood-burning
-  **Terrace:** 0,6 m
-  **Changing room:** 1,0 m
-  **Roof:** Bitumen or wooden shingles
-  **Door size:** Multi-layer glued pine-wood, 700 x 1600 mm (Ø 1,97 m), 700 x 1800 mm (Ø 2,27 m)
-  **Window in the door:** Tempered double glazed, 295 x 580 mm
-  **Windows (2 units):** Tempered double glazed, 295 x 580 mm
-  **Chimney KIT:** Galvanized steel, stainless steel or CE stainless steel
-  **Toned tempered panoramic window available:** Half-back or entire back of the barrel
-  **Toned tempered glass door available:** 620 x 1550 mm (Ø 1,97 m), 620 x 1750 mm (Ø 2,27 m)



Standard Set
















- Wooden barrel
- Stainless steel tightening bands
- Terrace of 0,6 m (possible without terrace)
- Roof covered with the shingles
- Wooden front door with tempered double glazed window, wooden handle and the lock
- 2 Tempered double glazed windows in the front or in the back side of the barrel
- Changing room of 1,0 m with a toned tempered glass door (possible without ch. room)
- Heat-resistant plates for the heater
- 2 side benches made from Aspen or Black Alder

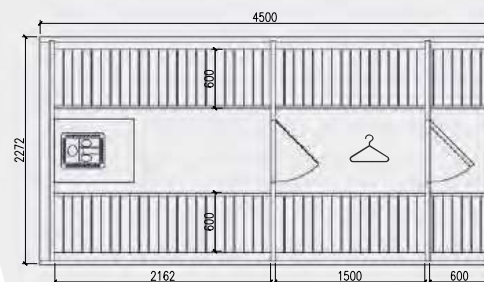


SAUNA BARREL

4,5 m

Product details

-  **People:** 6-8
-  **Length:** 4,5 m
-  **Diameter:** Ø 1,97 m or Ø 2,27 m
-  **Timber:** Pine or Thermo-wood
-  **Wall thickness:** 46 mm
-  **Heater:** Electric or wood-burning
-  **Terrace:** 0,6 m
-  **Changing room:** 1,5 m
-  **Roof:** Bitumen or wooden shingles
-  **Door size:** Multi-layer glued pine-wood, 700 x 1600 mm (Ø 1,97 m), 700 x 1800 mm (Ø 2,27 m)
-  **Window in the door:** Tempered double glazed, 295 x 580 mm
-  **Windows (2 units):** Tempered double glazed, 295 x 580 mm
-  **Chimney KIT:** Galvanized steel, stainless steel or CE stainless steel
-  **Toned tempered panoramic window available:** Half-back or entire back of the barrel
-  **Toned tempered glass door available:** 620 x 1550 mm (Ø 1,97 m), 620 x 1750 mm (Ø 2,27 m)



Standard Set

- Wooden barrel
- Stainless steel tightening bands
- Terrace of 0,6 m (possible without terrace)
- Roof covered with the shingles
- Wooden front door with tempered double glazed window, wooden handle and the lock
- 2 Tempered double glazed windows in the front or in the back side of the barrel
- Changing room of 1,5 m with a toned tempered glass door (possible without ch. room)
- Heat-resistant plates for the heater
- 2 side benches made from Aspen or Black Alder



Assembled product


















2,4 x 4,6 x 2,4

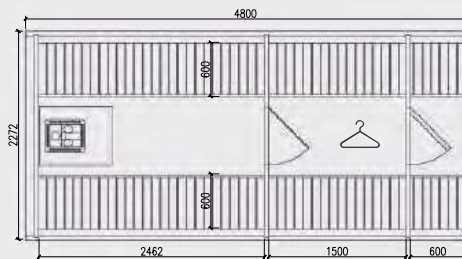
SAUNA BARREL

4,8 m



Product details

-  **People:** 6-8
-  **Length:** 4,8 m
-  **Diameter:** Ø 1,97 m or Ø 2,27 m
-  **Timber:** Pine or Thermo-wood
-  **Wall thickness:** 46 mm
-  **Heater:** Electric or wood-burning
-  **Terrace:** 0,6 m
-  **Changing room:** 1,5 m
-  **Roof:** Bitumen or wooden shingles
-  **Door size:** Multi-layer glued pine-wood, 700 x 1600 mm (Ø 1,97 m), 700 x 1800 mm (Ø 2,27 m)
-  **Window in the door:** Tempered double glazed, 295 x 580 mm
-  **Windows (2 units):** Tempered double glazed, 295 x 580 mm
-  **Chimney KIT:** Galvanized steel, stainless steel or CE stainless steel
-  **Toned tempered panoramic window available:** Half-back or entire back of the barrel
-  **Toned tempered glass door available:** 620 x 1550 mm (Ø 1,97 m), 620 x 1750 mm (Ø 2,27 m)



Standard Set

- Wooden barrel
- Stainless steel tightening bands
- Terrace of 0,6 m (possible without terrace)
- Roof covered with the shingles
- Wooden front door with tempered double glazed window, wooden handle and the lock
- 2 Tempered double glazed windows in the front or in the back side of the barrel
- Changing room of 1,5 m with a toned tempered glass door (possible without ch. room)
- Heat-resistant plates for the heater
- 2 side benches made from Aspen or Black Alder

2200 kg Assembled product



2,4 x 4,9 x 2,4



SAUNA BARREL

5,9 m

Product details



People: 8-10



Length: 5,9 m



Diameter: Ø 1,97 m or Ø 2,27 m



Timber: Pine or Thermo-wood



Wall thickness: 46 mm



Heater: Electric or wood-burning



Terrace: 0,6 m



Changing room: 1,5 m



Roof: Bitumen or wooden shingles



Door size: Multi-layer glued pinewood; 700 x 1600 mm (Ø 1,97 m), 700 x 1800 mm (Ø 2,27 m)



Window in the door: Tempered double glazed, 295 x 580 mm



Windows (2 units): Tempered double glazed, 295 x 580 mm



Chimney KIT: Galvanized steel, stainless steel or CE stainless steel



Toned tempered panoramic window available: Half-back or entire back of the barrel



Toned tempered glass door available: 620 x 1550 mm (Ø 1,97 m), 620 x 1750 mm (Ø 2,27 m)



Assembled product



2,4 x 6,0 x 2,4

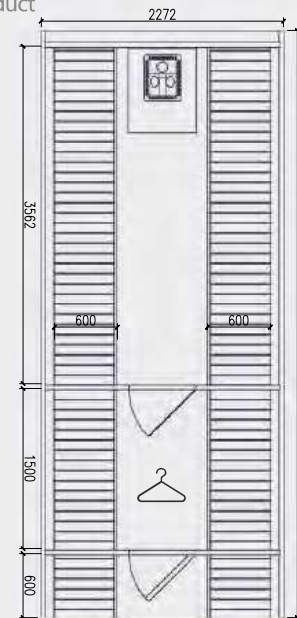
3000 kg



1,2

5,9

1,2



Standard Set

- Wooden barrel
- Stainless steel tightening bands
- Terrace of 0,6 m (possible without terrace)
- Roof covered with the shingles
- Wooden front door with tempered double glazed window, wooden handle and the lock
- 2 Tempered double glazed windows in the front or in the back side of the barrel
- Changing room of 1,5 m with a toned tempered glass door (possible without ch. room)
- Heat-resistant plates for the heater
- 2 side benches made from Aspen or Black Alder